

Federal, State and Local Government Industry Overview: San Diego County

March 2018

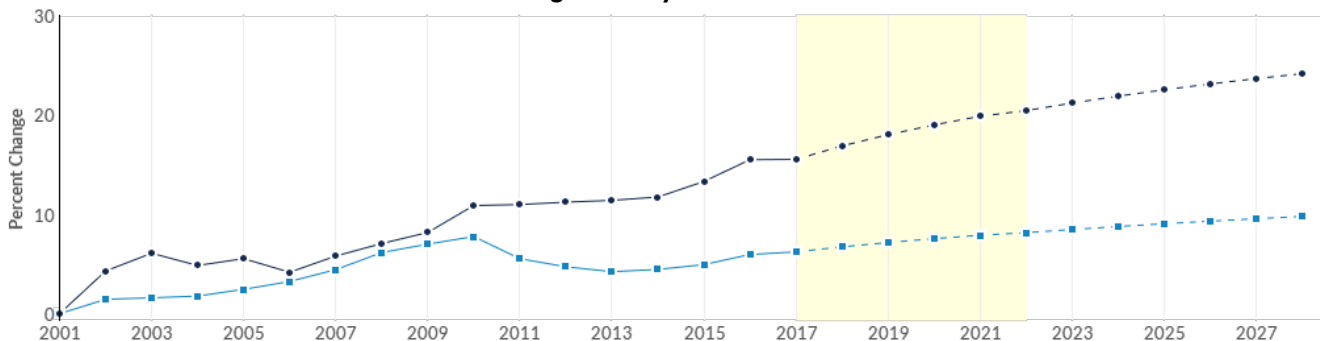
This report analyzes labor market information for industries based on the following North American Industrial Classification System (NAICS) codes:

- 901199 – Federal Government, Civilian, Excluding Postal Service
- 902999 – State Government, Excluding Education and Hospitals
- 903999 – Local Government, Excluding Education and Hospitals

Fast Facts¹

106,517 Jobs (2017) Full- and Part-Time Jobs	4.2% % Jobs Change (2017-2022) Nation: 1.8%	\$113,730 Avg. Earnings Per Job (2017) Nation: \$89,102	Gender Breakdown 52.7% Male 47.3% Female
Number of Establishments (2017)			637
Jobs Multiplier			3.34

Exhibit 1: Job Percentage Change for Federal, State and Local Government San Diego County vs. the Nation²



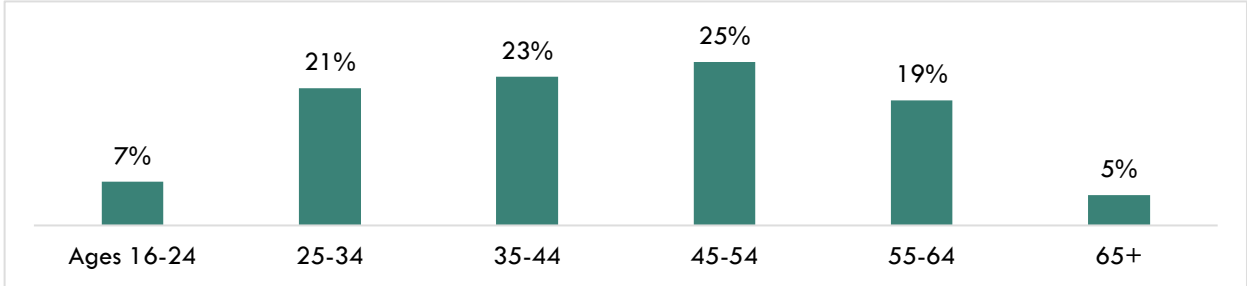
Region	2017 Jobs	2022 Jobs	Change	% Change
San Diego County	106,517	111,040	4,523	4.2%
Nation	10,207,985	10,393,412	185,427	1.8%

¹ Economic Modeling Specialists, Int'l. (EMSI). San Diego County (6073). 2018.01 Class of Worker. QCEW + Non-QCEW+ Self-employed. 2017-2022.

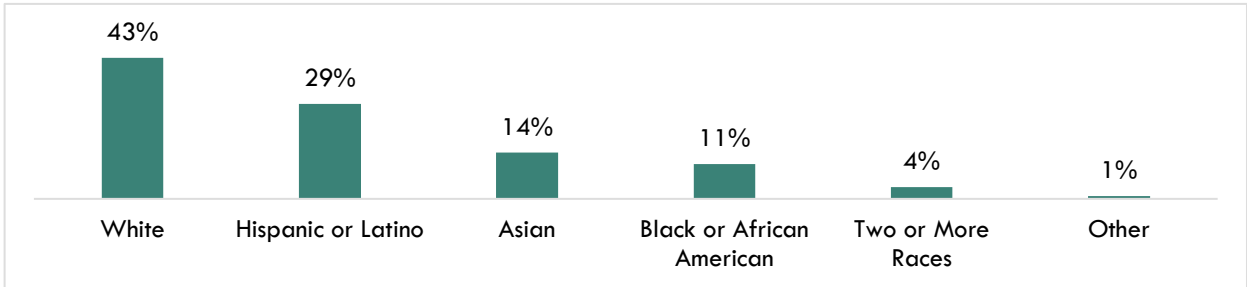
² EMSI. San Diego County (6073). 2018.01 Class of Worker. QCEW + Non-QCEW+ Self-employed. 2017-2022.

- In 2017, there were **106,517** jobs in San Diego County for the industry group, Federal, State and Local Government.
- Between 2017 and 2022, this industry group is expected to add **4,523 jobs** (4.2 percent) in the county. Comparatively, the projected growth rate for the nation is 1.8 percent.
- San Diego County exceeded the nation in average earnings per job in 2017, with **\$113,730** average earnings per job compared to **\$89,102** in the nation.
- There were **637** establishments for this industry group in 2017. An establishment is a physical location of economic activity for a business. A single company may have multiple establishments.
- For everyone **one** job added to the region in Federal, State and Local Government, **2.34** additional jobs are generated. A jobs multiplier includes the initial job addition and its resulting yield. For example, this industry group’s jobs multiplier is **3.34**, which is comprised of the initial job added (1.0) and the additional yield (2.34).

**Exhibit 2: Age Breakdown for Federal, State and Local Government
San Diego County, 2017³**



**Exhibit 3: Ethnic Breakdown for Federal, State and Local Government
San Diego County, 2017⁴**



³ EMSI. San Diego County (6073). 2018.01 Class of Worker. QCEW + Non-QCEW+ Self-employed. 2017-2022.

⁴ EMSI. San Diego County (6073). 2018.01 Class of Worker. QCEW + Non-QCEW+ Self-employed. 2017-2022.

Top 10 Occupations

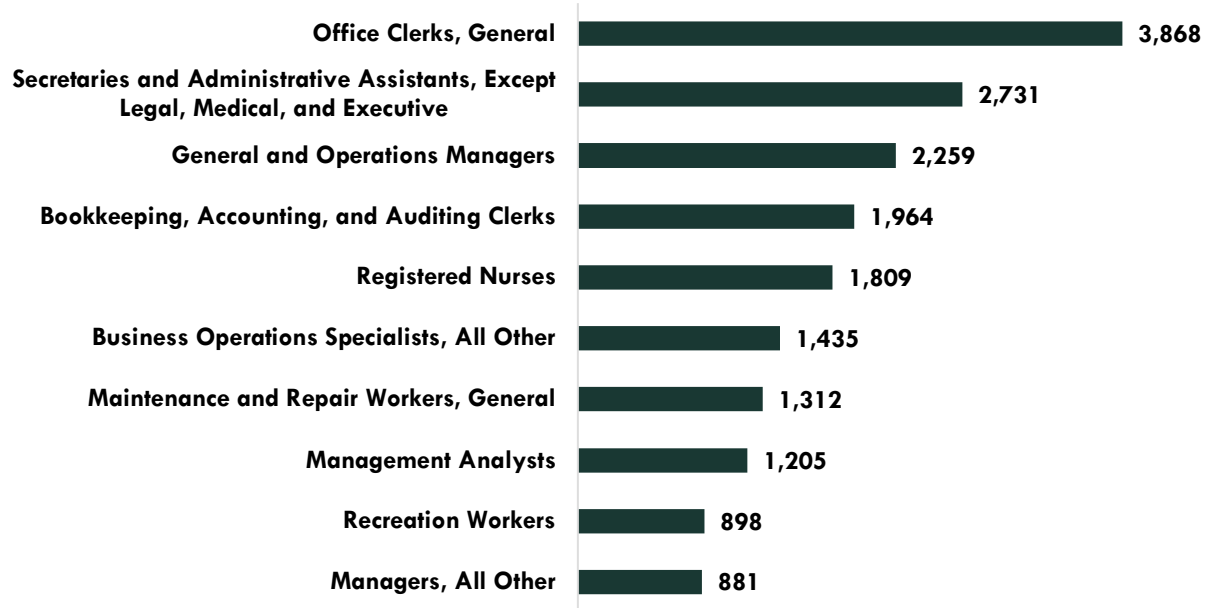
The top 10 occupations employed by these industries are:

- **Business Operations Specialists, All Other** (SOC⁵ 13-1199): Includes business operations specialists such as Energy Auditors, Customers Brokers, Sustainability Specialists, Online Merchants, etc.
- **Police and Sheriff's Patrol Officers** (SOC 33-3051): Maintain order and protect life and property by enforcing local, tribal, State, or Federal laws and ordinances. Perform a combination of the following duties: patrol a specific area; direct traffic; issue traffic summonses; investigate accidents; apprehend and arrest suspects, or serve legal processes of courts.
- **Detectives and Criminal Investigators** (SOC 33-3021): Conduct investigations related to suspected violations of Federal, State, or local laws to prevent or solve crimes.
- **Firefighters** (SOC 33-2011): Control and extinguish fires or respond to emergency situations where life, property, or the environment is at risk. Duties may include fire prevention, emergency medical service, hazardous material response, search and rescue, and disaster assistance.
- **Correctional Officers and Jailers** (33-3012): Guard inmates in penal or rehabilitative institutions in accordance with established regulations and procedures. May guard prisoners in transit between jail, courtroom, prison, or other point. Includes deputy sheriffs and police who spend the majority of their time guarding prisoners in correctional institutions.
- **Office Clerks, General** (43-9061): Perform duties too varied and diverse to be classified in any specific office clerical occupation, requiring knowledge of office systems and procedures. Clerical duties may be assigned in accordance with the office procedures of individual establishments and may include a combination of answering telephones, bookkeeping, typing or word processing, stenography, office machine operation, and filing.
- **Compliance Officers** (13-1041): Examine, evaluate, and investigate eligibility for or conformity with laws and regulations governing contract compliance of licenses and permits, and perform other compliance and enforcement inspection and analysis activities not classified elsewhere.
- **Eligibility Interviewers, Government Programs** (43-4061): Determine eligibility of persons applying to receive assistance from government programs and agency resources, such as welfare, unemployment benefits, social security, and public housing.
- **Lawyers** (23-1011): Represent clients in criminal and civil litigation and other legal proceedings, draw up legal documents, or manage or advise clients on legal transactions. May specialize in a single area or may practice broadly in many areas of law
- **Computer Occupations, All Other** (15-1199): Other computer occupations such as GIS Technicians, Video Game Designers, Database Architects, Web Administrators, Business Intelligence Analysts, etc.

⁵ The Standard Occupational Classification (SOC) system is used by federal statistical agencies to classify workers into occupational categories for the purpose of collecting, calculating or disseminating data. [bls.gov/soc](https://www.bls.gov/soc).

Of the top 10 occupations employed in in this industry group, *Office Clerks, General* has the most labor market demand with 3,868 annual openings in San Diego County (Exhibit 4). Annual openings are an estimated employment change and turnover for an occupation for a given year.⁶

Exhibit 3: Labor Demand (Annual Openings) for the Top 10 Jobs in Federal, State and Local Government San Diego County, 2017-2022



Business Operations Specialists, All Other has the most number of jobs in Federal, State and Local Government, with 4,853 jobs in this industry group. The number of jobs for *Business Operations Specialists, All Other* is expected to increase by three percent in this industry group between 2017 and 2022 (Exhibit 5).⁷

Please Note: For more information about the occupations employed in this industry group, see file titled “Industry Overview_Government.”

⁶ EMSI. San Diego County (6073). 2018.01 Class of Worker. QCEW + Non-QCEW+ Self-employed. 2017-2022.

⁷ EMSI. San Diego County (6073). 2018.01 Class of Worker. QCEW + Non-QCEW+ Self-employed. 2017-2022.

Exhibit 5: Top 10 Occupations in San Diego County for Industry Group Federal, State and Local Government

SOC	Occupational Title	Employed in Industry Group (2017)	Employed in Industry Group (2022)	% Change (2017 - 2022)	% of Total Jobs in Industry Group (2017)	Median Hourly Earnings	Typical Entry Level Education	Work Experience Required	Typical On-The-Job Training (OJT)
13-1199	Business Operations Specialists, All Other	4,853	4,993	3%	4.6%	\$35.66	Bachelor's degree	None	None
33-3051	Police and Sheriff's Patrol Officers	4,650	4,926	6%	4.4%	\$39.41	HS diploma or equivalent	None	Moderate-term OJT
33-3021	Detectives and Criminal Investigators	3,253	3,358	3%	3.1%	\$42.20	HS diploma or equivalent	Less than 5 years	Moderate-term OJT
33-2011	Firefighters	2,907	3,056	5%	2.7%	\$29.28	Postsecondary non-degree award	None	Long-term OJT
33-3012	Correctional Officers and Jailers	2,541	2,743	8%	2.4%	\$33.83	High school diploma or equivalent	None	Moderate-term OJT
43-9061	Office Clerks, General	2,267	2,348	4%	2.1%	\$16.03	HS diploma or equivalent	None	Short-term OJT
13-1041	Compliance Officers	2,189	2,267	4%	2.1%	\$38.46	Bachelor's degree	None	Moderate-term OJT
43-4061	Eligibility Interviewers, Government Programs	2,170	2,270	5%	2.0%	\$24.89	HS diploma or equivalent	None	Moderate-term OJT
23-1011	Lawyers	1,855	1,974	6%	1.7%	\$44.94	Doctoral or professional degree	None	None
15-1199	Computer Occupations, All Other	1,838	1,882	2%	1.7%	\$41.93	Bachelor's degree	None	None

Prepared by:

Tina Ngo Bartel, Director

John Edwards, Research Analyst

Center of Excellence, San Diego-Imperial Region

tngobartel@miracosta.edu

jedwards@miracosta.edu

